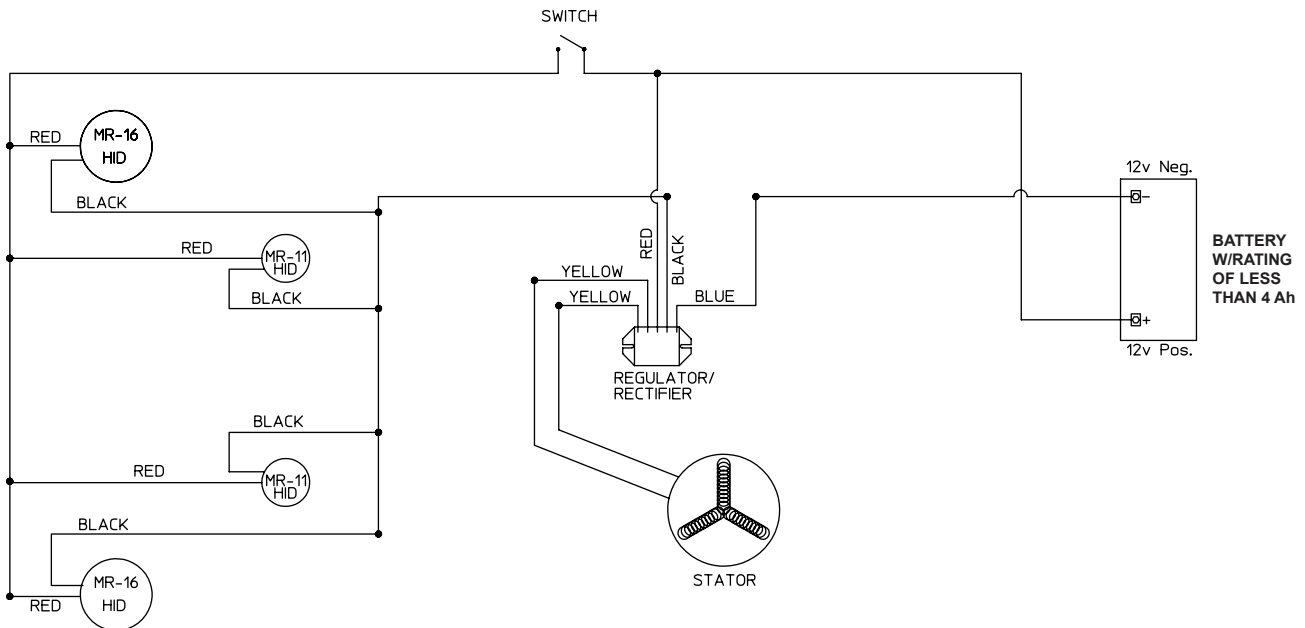
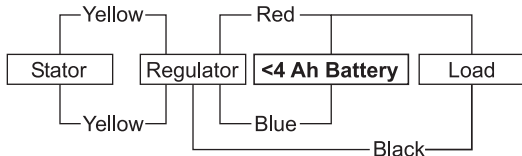



REGULATOR/RECTIFIER WIRING GUIDE

WIRING FOR SMALL BATTERIES UNDER 4 Ah:

- 2 Yellow Wires: Lighting leads. Connect to lighting leads from stator. Trail Tech stators have yellow lighting leads.
- Red Wire: Connect to positive(+) battery terminal, and to positive(+) wires of all accessories on the lighting circuit.
- Blue Wire: Connect to negative(-) battery terminal. The blue wire functions as a charge limiter. It will protect the battery from charging too quickly when there is no load.
- Black Wire: Connect to ground(-) wires of all accessories on the lighting circuit. Do not connect to frame ground.



TRAIL TECH CRIMP KIT:



Use a Trail Tech crimp kit for professional connections like those in the photographs above.
 HT230C



Trail Tech
 Regulator/Rectifier
 7003-RR150

REGULATOR/RECTIFIER WIRING GUIDE

WIRING FOR LARGE BATTERIES OVER 4 Ah:

- 2 Yellow Wires: Lighting leads. Connect to lighting leads from stator. Trail Tech stators have yellow lighting leads.
- Red Wire: Connect to positive(+) battery terminal, and to positive(+) wires of all accessories on the lighting circuit.
- Blue Wire: Not used.
- Black Wire: Connect to negative(-) battery terminal, and to ground(-) wires of all accessories on the lighting circuit.
 Do not connect to frame ground.

